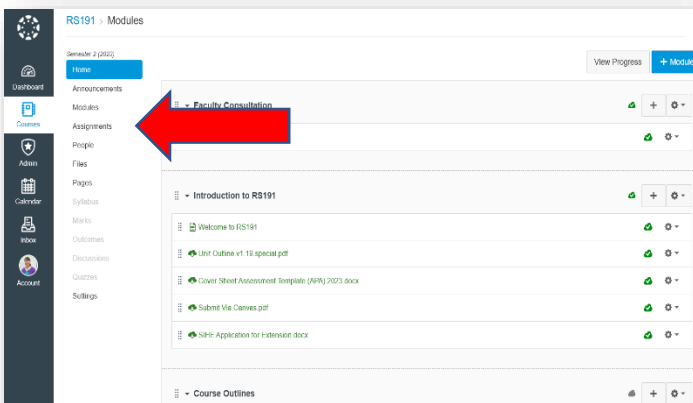


Submitting an assignment on Canvas as a Sheridan student

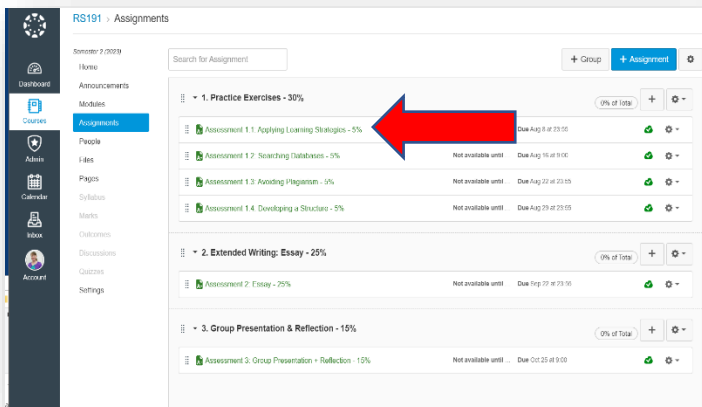
1. Before you submit, label your assignment with four essential details;
 - a. Your student ID
 - b. Your name
 - c. Unit code
 - d. Assessment number

For example; **92068881 Ravi Shankar RS191 Assessment 1.1**

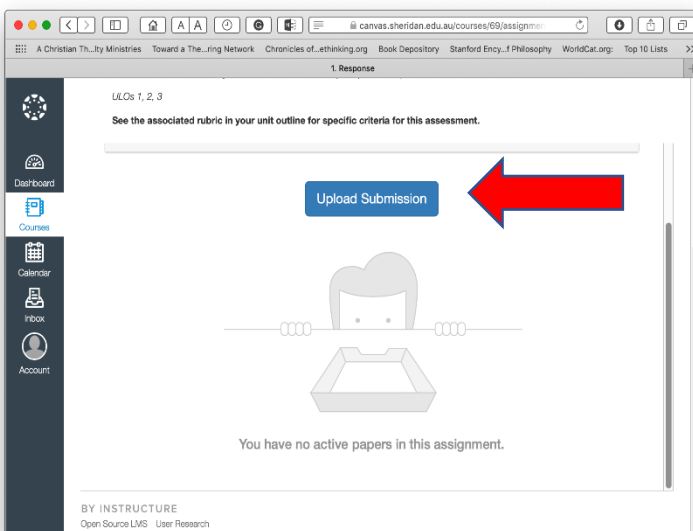
2. Log into Canvas and click on the **Assignments** button



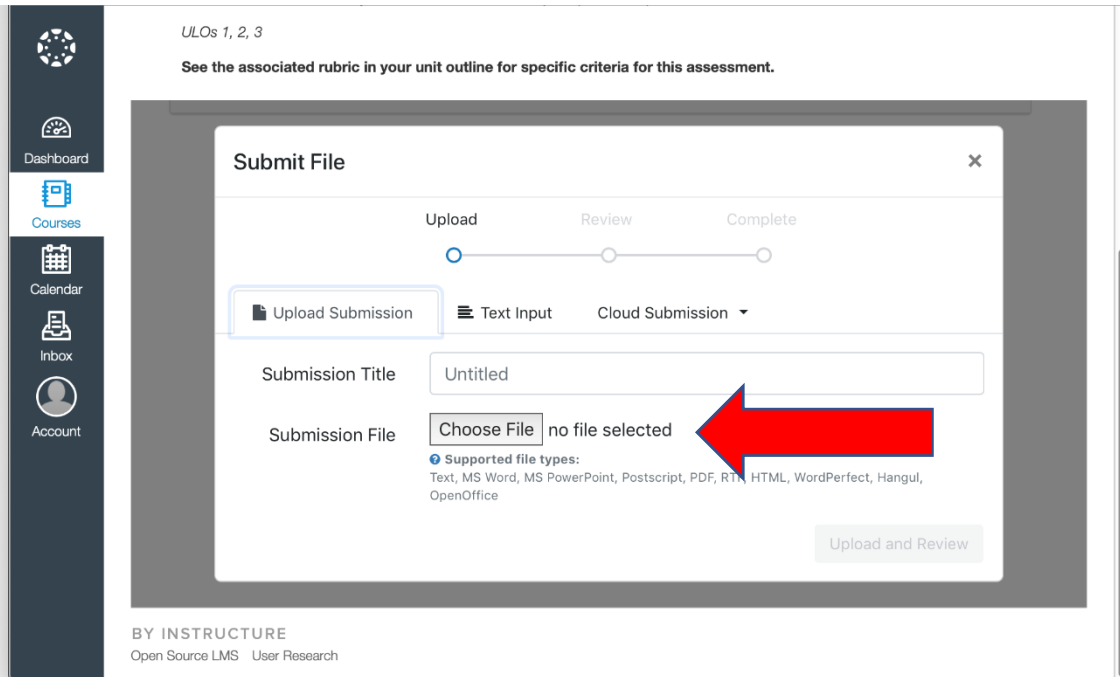
3. Click on the assignment you are submitting



4. Click on the button 'Upload Submission'



5. Click on the button 'Choose File'



6. Locate the correctly titled assessment file you want to upload. Select the 'Choose' button.
7. Click 'Upload and Review'.
8. Click 'Submit to Turnitin'
9. A 'similarity score' will be provided. Check if you are happy with the Turnitin feedback, or if you wish, make necessary edits and repeat the steps to make a resubmission.
10. Well done. Your assessment has uploaded successfully.